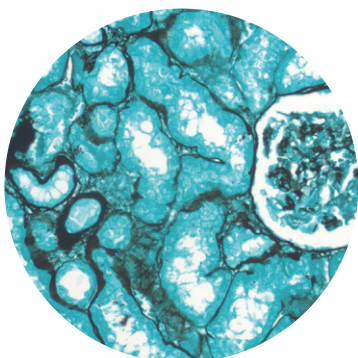
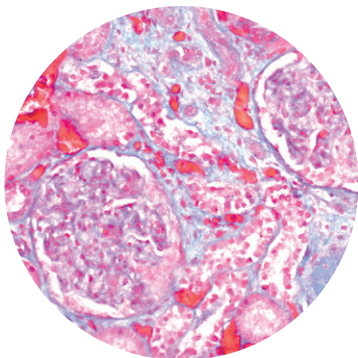
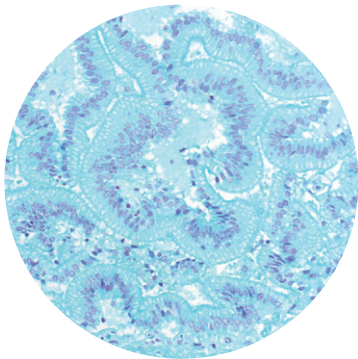
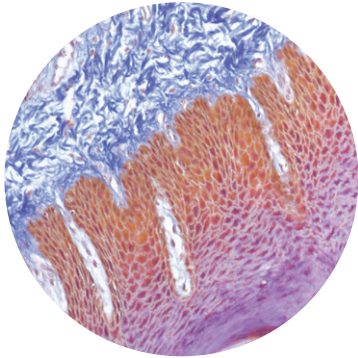


Special staining kits



High quality, efficiency, clearly distinguished tissue components and maximum usability of reagents - these all are characteristics of BioGnost's special staining kits. The kits are easy to use and adapted to fit the user's needs.

Classification of special staining kits according to use

▶ **MUSCLE AND/OR CONNECTIVE TISSUE**

A.F.O.G kit
 Azan Trichrome kit
 Elastica-Van Gieson kit
 Gomori Trichrome kit
 H.B.F.P. kit
 Hematoxylin P.T.A. kit
 Hematoxylin W kit
 Mallory Trichrome kit
 Martius Scarlet Blue (MSB) kit
 Masson Trichrome kit
 Masson-Goldner Trichrome kit
 Movat kit
 Orcein kit
 Paraldehyde Fuchsin kit
 P.A.S.M. / Jones kit
 Reticulin kit
 Reticulin Contrast kit
 Van Gieson Trichrome kit
 Verhoeff kit
 Weigert-Van Gieson kit

▶ **FUNGI, BACTERIA AND PARASITES**

Alcian Yellow Toluidine Blue kit
 BioGram Histo kit
 Field kit
 Giemsa HP kit
 Grocott kit
 M.I.F. kit
 TB-Stain Histo kit
 Warthin Starry kit

▶ **LIPIDS**

Oil Red O kit
 Sudan Black B Lipid kit

▶ **NUCLEI AND NUCLEIC ACIDS**

Feulgen kit

▶ **PIGMENTS AND MINERAL DEPOSITS**

Fouchet-Van Gieson kit
 Grimelius kit
 HemoGnost Perls kit
 Masson Fontana kit
 Orcein kit
 Rhodanine kit
 Von Kossa kit

▶ **CYTOLOGY**

Bio-Diff RTU kit
 Eosin and nigrosin vital kit
 Sperm-Diff RTU kit
 Sudan Black B kit
 UriGnost S kit
 UriGnost SM kit

▶ **CARBOHYDRATES**

Alcian Blue - P.A.S. kit
 Alcian Blue pH 1.0 kit
 Alcian Blue pH 2.5 kit
 Colloidal Iron kit
 Congo Red Highman kit
 Congo Red Puchtler kit
 Mucicarmine kit
 P.A.S. kit

▶ **CRYOSTAT**

Gomori Trichrome kit
 Oil Red O kit
 Orcein kit
 Sudan Black B Lipid kit

▶ **CENTRAL NERVOUS SYSTEM**

Luxol Fast Blue kit