

IMMERSION OIL

IVD *In vitro* diagnostic medical device CE

BioGnost's immersion oils for a clearer microscopic analysis

Immersion oil, Immersion oil type A, Immersion oil type C, Cedarwood oil, Immersion oil, tropical grade, Immersion oil type 37, Immersion oil type FF

INSTRUCTIONS FOR USE

Introduction

Immersion oil is used for microscopic examination of prepared samples with as much detail as possible thereby contributing to a safer diagnostic conclusion. Refractive index of BioGnost's Immersion oils is equal to refractive index of cover slips and glass slide. Add one drop of BioGnost's immersion oil on the cover glass, then immerse the immersion objective. Since the rays of light are passing through from the section to the objective through the same refractive index media, they are not refracted, so the image of the section looks clearer and with much more details.

Product description

- **IMMERSION OIL (IU-1010 (10x10 mL); IU-30 (30 mL); IU-100 (100 mL); IU-250 (250 mL); IU-500 (500 mL))** - Immersion oil with optimal viscosity value of 600-1100 cSt, its refractive index: $n_D = 1.5150$. Ideal for mixing with BioGnost's Immersion oils types A and C.
- **IMMERSION OIL TYPE A (IU-1010 (10x10 mL); IU-30 (30 mL); IUA-100 (100 mL); IUA-250 (250 mL); IUA-500 (500 mL))** - Immersion oil with very low viscosity value of 100-150 cSt makes it ideal for simple use. Ideal for mixing with BioGnost's immersion oil type C for accomplishing various viscosity values.
- **IMMERSION OIL TYPE C (IUC-100 (100 mL); IUC-250 (250 mL); IUC-500 (500 mL))** – Immersion oil has refractive index similar to refractive index of cover slips and glass slides and viscosity value of 1500-2200 cSt. This type of Immersion oil is an excellent substitute for natural immersion oils, such as cedarwood oil. Ideal for mixing with BioGnost's Immersion oil and Immersion oil, type A for accomplishing various viscosity values.
- **CEDARWOOD OIL (CU-100 (100 mL); CU-250 (250 mL); CU-500 (500 mL))** – Immersion oil based on natural resin with ideal refractive index $n_D = 1.5150$ and viscosity value of 1500-2200 cSt.
*in order to preserve nature, we advise using other BioGnost's synthetic Immersion oils
- **IMMERSION OIL, TROPICAL GRADE (IUT-1010 (10x10 mL); IUT-30 (30 mL); IUT-100 (100 mL); IUT-250 (250 mL); IUT-500 (500 mL))** – Synthetic immersion oil is suitable for use under higher temperatures (27-29 °C) and it achieves optimal refractive index $n_D = 1,515$.
- **IMMERSION OIL TYPE 37 (IU37-100 (100 mL); IU37-250 (250 mL); IU37-500 (500 mL))** - Immersion oil ideal for use at high temperature. Ideal refractive index and optimal viscosity value of 1250 cSt are achieved at 37 °C.
- **IMMERSION OIL TYPE FF (IUF-100 (100 mL); IUF-250 (250 mL); IUF-500 (500 mL))** – Immersion oil for use in fluorescent microscopy (because of complete absence of fluorescence).

Product use

Place the glass slide with the microscopic section and cover glass on the microscope's stage. Locate the area you wish to observe by using the high magnification objective lens (40x). Without adjusting the coarse focus knob, move away the objective lens from the previous area and add a drop of BioGnost's immersion oils onto the cover glass directly above the point of observation, that is, in the middle of the illuminated area. Immerse the immersion objective with magnification factor of 100 (most commonly marked with a black ring) into the drop of immersion oil. Focus using the fine focus knob. Clean the objective and cover glass using xylene or gasoline.

Safety at work and environmental protection

Handle the product in accordance with safety at work and environmental protection guidelines. Used medical products and out of date products should be taken care of as a special waste in accordance with national guidelines. Chemicals used in this procedure could pose danger to human health. Tested tissue specimens are potentially infectious. Necessary safety measures for protecting human health should be taken in accordance with good laboratory practice. Act in accordance with signs and warnings notices printed on the product's label, as well as in BioGnost's material safety data sheet.














Storing, stability and expiry date

Keep immersion oil in a tightly closed original package at temperature between 15°C and 25°C. Do not keep in cold places, do not freeze and avoid exposing to direct sunlight. Date of manufacture and expiry date are printed on the product's label.

References

1. Martin, L. C., Johnson, B.K. (1996): Practical Microscopy, Glasgow.
2. Solberg, J. K. (2000): Light Microscopy, Tapir Trykk.

IU-X, IUX-X, CU-X, V16-EN8, 10 February 2017, AK/VR

 Refer to the supplied documentation	 Storage temperature range	 Number of tests in package	 Product code	 European Conformity
 Refer to supplied instructions	 Keep away from heat and sunlight	 Valid until	 Lot number	 Manufacturer
 For <i>in vitro</i> diagnostic use only	 Keep in dry place	 Caution - fragile		

 BIOGNOST Ltd.
Medjugorska 59
10040 Zagreb
CROATIA
www.biognost.com

