

CHROMOTROPE 2R powder dye, C.I. 16570

IVD *In vitro* diagnostic medical device **CE**

Acid Red 29, Mordant Blue 80 For cytoplasmic counterstaining in histopathology

INSTRUCTIONS FOR USE

REF Catalogue number: C2R-P-25 (25 g)

Introduction

Histology, cytology and other related scientific disciplines study the microscopic anatomy of tissues and cells. In order to achieve good tissue and cellular structure visualization, the samples need to be stained in a correct manner. Chromotrope 2R powder dye is used in histopathology for cytoplasmic staining and as a substitute for eosin in HE staining.

Product description

- **CHROMOTROPE 2R** - Powder dye for making the solution for cytoplasmic counterstaining for use in microscopy

Other preparations and reagents used in preparing the dye solution:

- 0.1N hydrochloric acid (HCl)

Preparing the solutions for staining

2% Chromotrope 2R dye solution:

- Dissolve 2 g of Chromotrope 2R dye in 100 ml of 0.1 N hydrochloric acid

Results

Cytoplasm - red

Note

The mentioned formulation is only one of the ways of preparing the dye solution. Depending on personal requests and standard laboratory operating procedures, the dye solution can be prepared according to other protocols.

Preparing the sample and diagnostics

Use only appropriate instruments for collecting and preparing the samples. Process the samples with modern technology and mark them clearly. Follow the manufacturer's instructions for handling. In order to avoid mistakes, the staining procedure and diagnostics should only be conducted by authorized and qualified personnel. Use only microscope according to standards of the medical diagnostic laboratory. Both positive and negative controls are recommended before applying.

Safety at work and environmental protection

Handle the product in accordance with safety at work and environmental protection guidelines. Used solutions and out of date solutions should be disposed of as special waste in accordance with national guidelines. Chemicals used in this procedure could pose danger to human health. Tested tissue specimens are potentially infectious. Necessary safety measures for protecting human health should be taken in accordance with good laboratory practice. Act in accordance with signs and warnings notices printed on the product's label, as well as in BioGnost's material safety data sheet which is available on demand.










Storing, stability and expiry date

Keep Chromotrope 2R powder dye in a tightly closed original package at temperature between 15°C and 25°C. Keep in dry places, do not freeze and avoid exposure to direct sunlight. Stability period is 3 years. Expiry date is printed on the product's label.

References

1. Conn, J. (1977): Biological Stains, 9th ed., Baltimore: Williams and Wilkens Co.

C2R-P-25, V2-EN1, 30 September 2015, VR/ISP

 Refer to the supplied documentation	 Storage temperature range	 Number of tests in package	REF Product code	CE European Conformity
 Refer to supplied instructions	 Keep away from heat and sunlight	 Valid until	LOT Lot number	 Manufacturer
IVD For <i>in vitro</i> diagnostic use only	 Keep in dry place	 Caution - fragile		

 BIOGNOST Ltd.
Medjugorska 59
10040 Zagreb
CROATIA
www.biognost.com

